



Thiruthangal Nadar Vidhyalaya

(Belongs to Chennaivazh Thiruthangal Hindu Nadar Uravinmurai Dharma Fund)

Senior Secondary || Co-Education

Affiliated to CBSE, DELHI

No.1051, T.H.Road, Thangal, Chennai - 600 019. Phone : 25993131, 25995555
E-mail : thinaarschool@yahoo.com | Web : www.thiruthangalnadarvidhyalaya.org

CLASS : I -

COMPUTER SCIENCE

TERM- I

LESSON 1 USES OF COMPUTERS

I. New Words

1. Library
2. Bank
3. Railway
4. Station
5. Computers
6. Mixie
7. Work
8. Fan
9. Machine

II. Say YES or NO to the statement

1. Computer works on electricity – **Yes**
2. We can color pictures in computer – **Yes**
3. We can make noodles in computer – **No**
4. We can play games in computer - **Yes**

III. Match the following

1. Play - Cartoons **(2)**
2. Watch - Music **(1)**
3. Write - Picture **(4)**
4. Draw - Greeting card **(5)**
5. Design - Letters **(3)**

IV. Short Answers

1. What is a machine?

Ans: A machine is a man-made thing.

I. New words.

- | | |
|-------------|------------|
| 1. Monitor | 6. CPU |
| 2. Keyboard | 7. Keys |
| 3. Mouse | 8. Screen |
| 4. Items | 9. Printer |
| 5. Buttons | |

II. Fill in the blanks

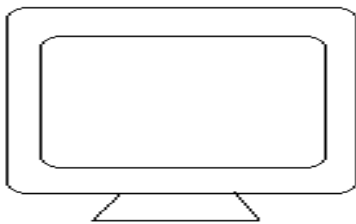
1. **CPU** stands for Central Processing Unit.
2. CPU is the **brain** of a computer.
3. **Monitor** looks like a television screen.
4. **Speakers** are used to listen music.

III. Short answers

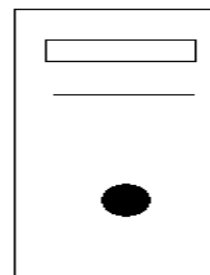
1. What are keys?
A. Small buttons on the keyboard are called keys.

IV. Draw the parts of a COMPUTER.

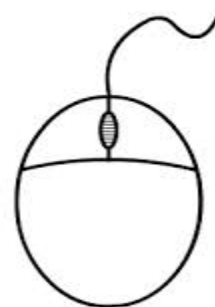
MONITOR



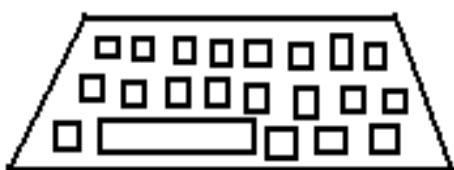
CPU



MOUSE



KEYBOARD



Lesson – 3

Healthy Computer Practices

I. New Words.

1. Socket
2. Electricity
3. Practice
4. Posture
5. Connected

II. Write true or false.

1. Spray water on the computer to clean it. - **False**
2. Your posture is very important when using a computer. - **True**
3. You can eat or drink near the computer. - **False**

III. Fill in the blanks:

1. We should always clean the computer.
2. A **Computer** works on electricity.
3. A computer is a delicate machine.

LESSON – 4

USING A MOUSE

I. New words:

1. Pointer
2. Mouse pad
3. Scroll
4. Double click
5. Arrow

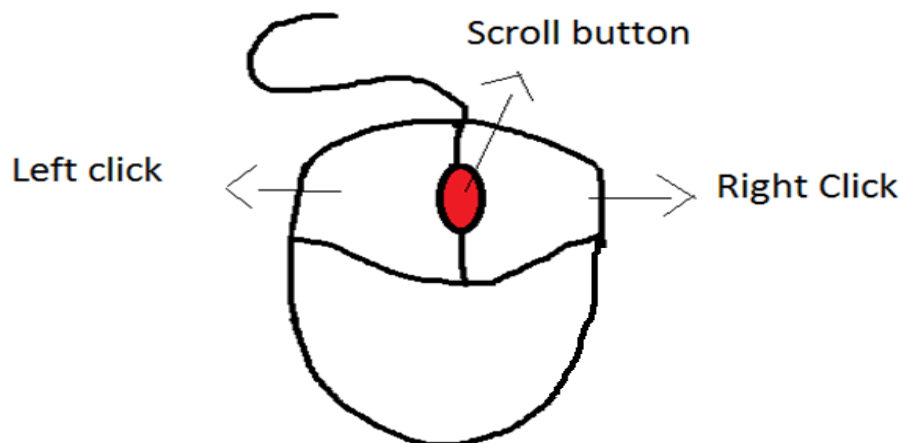
II. Fill in the blanks:

1. Mouse is used to point at items shown on the monitor.
2. Pressing the button is called click.
3. The wheel between the left and right mouse button is called scroll button.
4. Left click is used to select the song.
5. The arrow on the screen is called Mouse pointer.

III. Short Answer:

1. What is mouse pad?
A. The mouse usually kept on a flat surface is called mouse pad.
2. Name the three types of mouse clicks.
A. Left click, right click and double click

IV. Draw a mouse and name its parts :



Lesson – 5

Using a Keyboard






I. New words

1. Alphabet
2. Enter key
3. Spacebar
4. Backspace
5. Special key

II. Fillin the blanks.

1. The buttons on the keyboard are called keys.
2. The longest key on the keyboard is spacebar.
3. The keys on which you see words are called special keys

III. Match the following keys.

- | | | | | |
|--------------|---|--|---|---|
| 1. Enter key | - |  | - | 2 |
| 2. Space bar | - |  | - | 5 |
| 3. Shift | - |  | - | 1 |
| 4. Backspace | - |  | - | 3 |
| 5. Ctrl | - |  | - | 4 |






IV Short Answers:

1. What are Alphabet keys?
A. The keys on which we see alphabets are called Alphabet keys.
2. What are Number keys?
A. The keys on which we see the numbers are called Number keys.

Lesson – 6

Paint using a computer

I. Draw the tools using in Tux paint.

1. Paint - 
2. Quit - 
3. Shapes - 
4. New - 
5. Save - 

II. Fill in the blanks.

1. The small pictures on the screen are called **icons**.
2. A set of tools is called a **toolbar**
3. The various choices in any toolbar called **options**.
4. The colors toolbar is called **colour palette**

III. Short Answers.

1. What is canvas area?
A. The blank space in the window is called canvas area.
2. Which shape has five sides?
A. A pentagon has five sides.

Lesson – 7

More actions using Paint

I. New words.

1. Quit
2. Dialog box
3. Print
4. Save
5. Canvas area

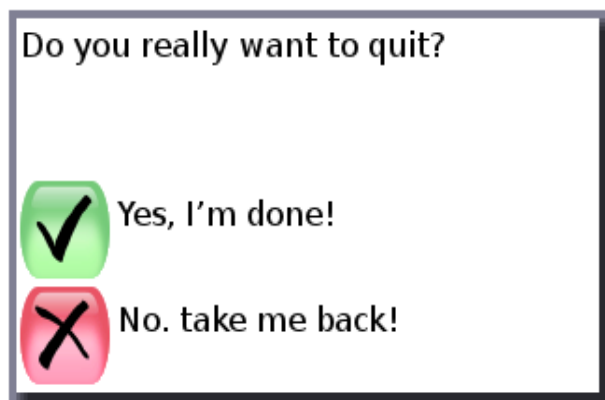
II. Write the name of the tool to be used.

1. To get blank canvas area - **New Tool**
2. To store picture in the computer – **Save Tool**
3. To open an already saved file – **Open tool**
4. To take the print on a paper – **Print Tool**
5. To paint a shape – **Fill Tool**

III. Short Answer:

1. What is a file?
 - A. A file is like a page in the notebook

IV. Draw a Dialog box.



Lesson – 8

Using a Music Player





I. New words.

1. Slider
2. Forward
3. Rewind
4. Increase
5. Media

II. Answer in one word.

1. Which button is used to stop the music in media player - **Stop**
2. Which button is used to play a song - **Play**
3. Which button is used to stop and play the song again - **Pause**
4. Which button is used to turn off the volume - **Mute**

III Draw the Music player Buttons for the following.

- | | | |
|-------------|---|---|
| 1. Previous | - |  |
| 2. Next | - |  |
| 3. Slider | - |  |
| 4. Mute | - |  |

IV. Fill in the blanks

1. The bar at the bottom of the screen is called **Taskbar**
2. A **CD player** plays songs that are stored on the CD.
3. **Slider** can be used to increase or decrease the volume.

Lesson – 9

Exploring the desktop

I. New words.

1. Desktop
2. Minimize
3. Wallpaper
4. Maximize
5. Icons

II. Write true or false.

1. Maximize button makes any window very small. - **False**
2. We can also use our own paintings as wallpaper. - **True**
3. We can start more than one activity on the computer. - **True**
4. We can see the title of the activity in the task bar. - **False**

III. Answer the following.

1. What is desktop?
A. The screen where all the icons are arranged is called a desktop.
2. What is an icon?
A. A small picture appear on the screen is called an icon.

IV. Draw the desktop and name it.

