

STD-2

CSC NOTES

2022-23

Ln.1 What does a computer do?

I. New words:

1.computer

2.tablet

3.desktop

4.laptop

5.pictures

6.smart phone

II. Fill in the blanks:

1. A computer that can be kept on our lap is called a Laptop.
2. A tablet is a small computer with a touch screen that can hold it in our hand.
3. The sending and receiving of the letters using a computer is called e-mail.
4. A computer can work very fast and make our work easy.
5. A computer is a very useful machine.

III.Q/A

1. Name some types of computer.

- Desktop
- Laptop
- Tablet
- Smart phone

2. Mention any 2 uses of a computer.

- Drawing pictures
- Playing games

Ln.2 Human and Computer

I. New words:

- 1.human
- 2.instruction
- 3.machine
- 4.information
- 5.decision
- 6.electricity

II.Q/A

1. How does the computer work?

Computer works on electricity.

2. What is the difference between human and computer?

Human: They can think on their own.

Computer: It needs instructions to work.

Ln.3 Parts of a computer

I. New words:

- 1.monitor
- 2.keyboard
- 3.CPU
- 4.mouse
- 5.button
- 6.result
- 7.calculations
- 8.attach

II.Q/A

1. Name the main parts of a computer.

Keyboard, Mouse, Monitor and CPU.



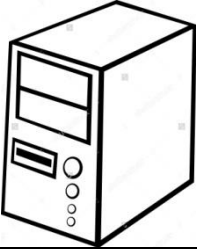

2. Which part of a computer looks like a T.V?

Monitor looks like a T.V

3. Which part of a computer is used to point and select an object?

Mouse is used to point and select an object.

III. Draw and name the parts of a computer.

	MONITOR
	KEYBOARD
	CPU
	MOUSE

Ln.4 Working of a computer.

I. New words:

1.input

2.Processing

3.output

4.problems

5.letters

II. Give 2 examples:

1. Any 2 input devices- Keyboard, Mouse,
webcam, scanner
2. Any 2 output devices – Monitor, Speaker, Printer

III. Q/A

1.What is input?

When we enter data and instructions in a computer, it is called input.

2.What is processing?

When a computer works on the data, it is called processing.

3.What is output?

When a computer finishes the processing, we get the result. The final result is called as output.

Ln.5 Keyboard and its functions.

I. New words:

1.backspace

2.delete

3.capslock

4.spacebar

5.arrow keys

II.Q/A

1.How many alphabet keys are there on a keyboard?

There are 26 alphabet keys on a keyboard.

2.How many arrow keys are there on the keyboard?

There are four arrow keys on the keyboard.

3.Name any 4 special keys.




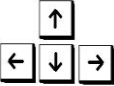


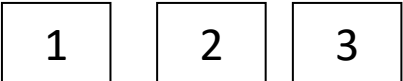
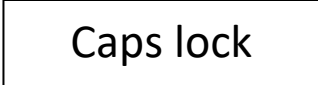
1.Spacebar

2.Capslock

3.Enter key

4.Arrow keys

III. Draw and name the keys:

1.		Space bar
2.		Backspace
3.		Enter key
4.		Arrow keys
5.		Delete key
6.		Alphabet keys
7.		Number keys
8.		Caps lock key

Ln.6 Handling a mouse

I. New words:

- 1.pointer
- 2.double click
- 3.releasing
- 4.scroll
- 5.movement

II.Q/A

1.What is a mouse?

A mouse is a pointing device attached to the computer.


2.What do you mean by double click?

Double click means pressing and releasing the left mouse button twice,quickly.

3.When is drag and drop used?

To move an item from one place to another ,we use drag and drop method.

III. Draw and label the parts of a Mouse.



Ln.7 More on Tuxpaint

I.New words:

- 1.Magic
- 2.pattern
- 3.canvas
- 4.stamp
- 5.ready-made
- 6.Tux-paint
- 7.brushes
- 8.tools

II.Q/A

1.Name any 2 magic tool options.

- 1.Fill tool
- 2.Flower tool






2.What is the use of the subtoolbox?

It is a unique feature of Tuxpaint that offers many options of brush shapes, special effects,etc.

3.What is the use of the Stamp tool?

Stamp tool allows us to paste the ready –made pictures on our drawing canvas

III. Identify and name the following tools:

1		Fill tool
2		Lines tool
3		Stamp tool
4		Shapes tool
5		Magic tool

Ln.8 Monitor and Printer

I.New words:

- 1.visual
- 2.printer
- 3.monitor
- 4.display
- 5.television

II.Q/A

1.What is a Monitor?

A Monitor is used to display the output. It looks like a television screen.

2.What is a Printer?

A printer is an output device. It prints the output on a paper.

3.Name the two types of Printers.

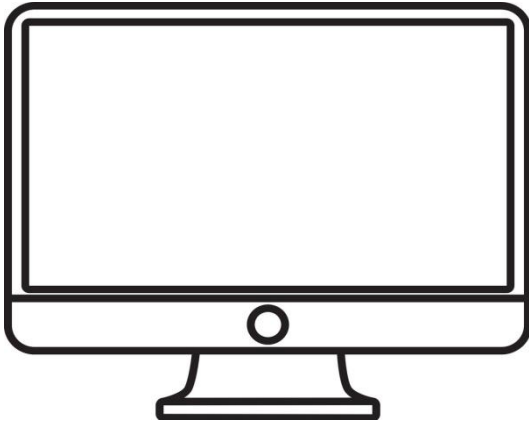
- 1.Coloured printer
- 2.Black and white printer

4.What is the other name of a Monitor?

The other name of a Monitor is Visual Display Unit.

III. Draw the following:

MONITOR



PRINTER



Ln.9 Operating a computer

I.New words:

1.Shut down

2.Desktop

3.switch

4.supply

5.button

6.screen

II.Q/A

1.What is desktop?

The first display screen that you see when a computer is switched on is known as the desktop.

2.Define Shutdown.

Shutdown is the action of closing all the activities and turning the computer off.

Ln.10 Knowing windows

I.New words:

1.titlebar

2.wordpad

3.icon

4.program

5.background

6.window

II.Q/A

1.What is windows?

It is a special program that help us to open & view various programs like paint, music, games, etc.

2.What happens when you click on any item on the screen?

When we click on any item on the screen, it turns blue.

3.What is the function of double click?

Double click is used to open an activity.

4.What does the blue colour of the Titlebar indicate?





The blue colour of the Titlebar indicates that the window is active now.

5. How will you open the 'computer' window?

If you double click on computer icon on desktop,

The computer window will open.

III. Identify and name the following icons:

1		Minimize button	
2		Maximize button	
3		Close button	
4		Restore button	

Ln.11 Fun with Paint

I. New words:

- 1.eraser
- 2.ribbon
- 3.toolbar
- 4.drawing
- 5.rectangle

II.Q/A

1.Name the two parts of a ribbon.

- 1.Tabs
- 2.Groups

2.Name the area where you can draw and colour a picture.

The drawing area provides the space to draw and colour a picture.

3. Which toolbar contains the button to do common tasks?

Quick Access toolbar contains the command buttons to do common tasks like save, undo and redo.





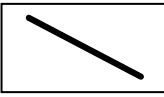
4. In which group do we find the Rounded rectangle tool?

We can find the Rounded rectangle tool in the shapes group on the Home tab.

5. What is the use of Fill with color tool?

The Fill with color tool is used to fill colours in the drawings.

III. Identify and name the following icons:

1		Fill with color
2		Size
3		Pencil
4		Oval
5		Line