

**STD-2**

**CSC NOTES**

**2023-24**

## **Ln.1 What does a computer do?**

### **I. New words:**

- 1.computer
- 2.tablet
- 3.desktop
- 4.laptop
- 5.pictures
- 6.smart phone

### **II. Fill in the blanks:**

1. A computer that can be kept on our lap is called a Laptop.
2. A tablet is a small computer with a touch screen that can hold it in our hand.
3. The sending and receiving of the letters using a computer is called e-mail.
4. A computer can work very fast and make our work easy.
5. A computer is a very useful machine.

### **III.Q/A**

#### **1. Name some types of computer.**

- Desktop
- Laptop
- Tablet
- Smart phone

#### **2. Mention any 2 uses of a computer.**

- Drawing pictures
- Playing games

## **Ln.2 Human and Computer**

### **I. New words:**

- 1.human
- 2.instruction
- 3.machine
- 4.information
- 5.decision
- 6.electricity

### **II.Q/A**

#### **1. How does the computer work?**

Computer works on electricity.

#### **2. What is the difference between human and computer?**

Human: They can think on their own.

Computer: It needs instructions to work.

### **Ln.3 Parts of a computer**

#### **I. New words:**

- 1.monitor
- 2.keyboard
- 3.CPU
- 4.mouse
- 5.button
- 6.result
- 7.calculations
- 8.attach

#### **II.Q/A**

**1. Name the main parts of a computer.**

Keyboard, Mouse, Monitor and CPU.



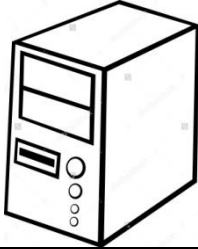

**2. Which part of a computer looks like a T.V?**

Monitor looks like a T.V

**3. Which part of a computer is used to point and select an object?**

Mouse is used to point and select an object.

### **III. Draw and name the parts of a computer.**

	MONITOR
	KEYBOARD
	CPU
	MOUSE

## **Ln.4 Working of a computer.**

### **I. New words:**

- 1.input**
- 2.Processing**
- 3.output**
- 4.problems**
- 5.letters**

### **II. Give 2 examples:**

- 1. Any 2 input devices- Keyboard, Mouse,  
webcam, scanner**
- 2. Any 2 output devices – Monitor, Speaker, Printer**

### **III. Q/A**

#### **1.What is input?**

**When we enter data and instructions in a computer, it is called input.**

#### **2.What is processing?**

**When a computer works on the data, it is called processing.**

#### **3.What is output?**

**When a computer finishes the processing, we get the result. The final result is called as output.**

## **Ln.5 Keyboard and its functions.**

### **I. New words:**

- 1.backspace**
- 2.delete**
- 3.capslock**
- 4.spacebar**
- 5.arrow keys**

### **II.Q/A**

**1.How many alphabet keys are there on a keyboard?**

**There are 26 alphabet keys on a keyboard.**




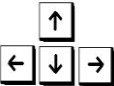




**2.How many arrow keys are there on the keyboard?**

**There are four arrow keys on the keyboard.**

**3.Name any 4 special keys.**

- 1.Spacebar**
- 2.Capslock**
- 3.Enter key**
- 4.Arrow keys**

### III. Draw and name the keys:

1.		Space bar
2.		Backspace
3.		Enter key
4.		Arrow keys
5.		Delete key
6.		Alphabet keys
7.		Number keys
8.		Caps lock key

## **Ln.6 Handling a mouse**

### **I. New words:**

- 1.pointer**
- 2.double click**
- 3.releasing**
- 4.scroll**
- 5.movement**

### **II.Q/A**

#### **1.What is a mouse?**

**A mouse is a pointing device attached to the computer.**


#### **2.What do you mean by double click?**

**Double click means pressing and releasing the left mouse button twice,quickly.**

#### **3.When is drag and drop used?**

**To move an item from one place to another ,we use drag and drop method.**

**III. Draw and label the parts of a Mouse.**



## **Ln.7 More on Tuxpaint**

### **I.New words:**

- 1.Magic**
- 2.pattern**
- 3.canvas**
- 4.stamp**
- 5.ready-made**
- 6.Tux-paint**
- 7.brushes**
- 8.tools**

### **II.Q/A**

**1.Name any 2 magic tool options.**

- 1.Fill tool**
- 2.Flower tool**



**2.What is the use of the subtoolbox?**

**It is a unique feature of Tuxpaint that offers many options of brush shapes, special effects,etc.**

**3.What is the use of the Stamp tool?**

**Stamp tool allows us to paste the ready –made pictures on our drawing canvas**

**III. Identify and name the following tools:**

1		<b>Fill tool</b>
2		<b>Lines tool</b>
3		<b>Stamp tool</b>
4		<b>Shapes tool</b>
5		<b>Magic tool</b>

## **Ln.8 Monitor and Printer**

### **I.New words:**

- 1.visual**
- 2.printer**
- 3.monitor**
- 4.display**
- 5.television**

### **II.Q/A**

#### **1.What is a Monitor?**

**A Monitor is used to display the output. It looks like a television screen.**

#### **2.What is a Printer?**

**A printer is an output device. It prints the output on a paper.**

#### **3.Name the two types of Printers.**

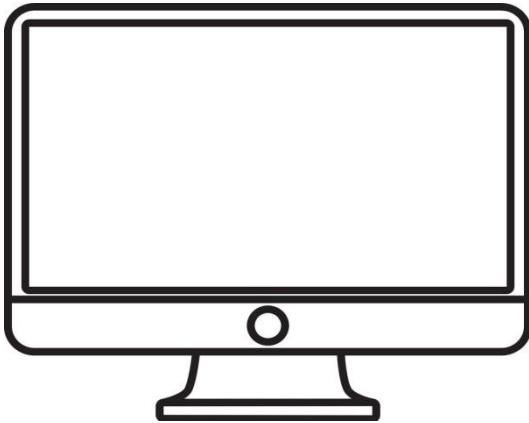
- 1.Coloured printer**
- 2.Black and white printer**

#### **4.What is the other name of a Monitor?**

**The other name of a Monitor is Visual Display Unit.**

**III. Draw the following:**

**MONITOR**



**PRINTER**



## **Ln.9 Operating a computer**

### **I.New words:**

**1.Shut down**

**2.Desktop**

**3.switch**

**4.supply**

**5.button**

**6.screen**

### **II.Q/A**

**1.What is desktop?**

**The first display screen that you see when a computer is switched on is known as the desktop.**

**2.Define Shutdown.**

**Shutdown is the action of closing all the activities and turning the computer off.**

## **Ln.10 Knowing windows**

### **I.New words:**

**1.titlebar**

**2.wordpad**

**3.icon**

**4.program**

**5.background**

**6.window**

### **II.Q/A**

**1.What is windows?**

**It is a special program that help us to open & view various programs like paint, music, games, etc.**

**2.What happens when you click on any item on the screen?**

**When we click on any item on the screen, it turns blue.**

**3.What is the function of double click?**

**Double click is used to open an activity.**

**4.What does the blue colour of the Titlebar indicate?**





**The blue colour of the Titlebar indicates that the window is active now.**

**5.How will you open the ‘computer’ window?**

**If you double click on computer icon on desktop,**

**The computer window will open.**

**III. Identify and name the following icons:**

1		Minimize button	
2		Maximize button	
3		Close button	
4		Restore button	

## **Ln.11 Fun with Paint**

### **I. New words:**

- 1.eraser**
- 2.ribbon**
- 3.toolbar**
- 4.drawing**
- 5.rectangle**

### **II.Q/A**

**1.Name the two parts of a ribbon.**

- 1.Tabs**
- 2.Groups**

**2.Name the area where you can draw and colour a picture.**

**The drawing area provides the space to draw and colour a picture.**

**3. Which toolbar contains the button to do common tasks?**

**Quick Access toolbar contains the command buttons to do common tasks like save, undo and redo.**





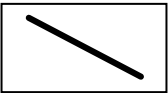
**4. In which group do we find the Rounded rectangle tool?**

**We can find the Rounded rectangle tool in the shapes group on the Home tab.**

**5. What is the use of Fill with color tool?**

**The Fill with color tool is used to fill colours in the drawings.**

**III. Identify and name the following tools:**

1		Fill with color
2		Size
3		Pencil
4		Oval
5		Line