

STD-1
COMPUTER
SCIENCE
(2025-2026)

Lesson 1: Computer..... My Friend

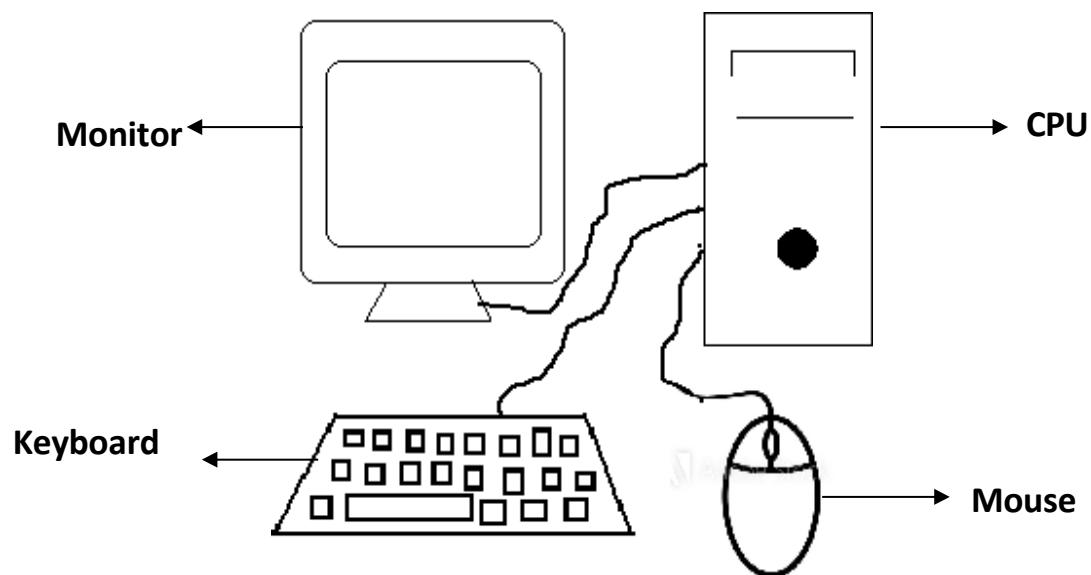
I. New words:

1. computer
2. monitor
3. keyboard
4. mouse
5. picture

II. Unscramble the parts of a computer:

- | | | |
|-------------|---|----------|
| 1. ORMONIT | - | Monitor |
| 2. PCU | - | CPU |
| 3. BRDOAYEK | - | Keyboard |
| 4. UOMES | - | Mouse |

III. Draw a computer and name its parts:



Lesson 2: Computer.... A Machine

I. New Words:

1. machine
2. electricity
3. school
4. hospital
5. office

II. Write True or False:

- | | |
|---|----------------|
| 1. A Computer is a machine. | - True |
| 2. All machines are made by man. | - True |
| 3. Machines do not need electricity to run. | - False |
| 4. A Computer makes mistakes. | - False |

III. Answer the following:


1. Why computer is called as machine?

Ans: Computer runs on electricity and works very fast.

2. Do machines save our time?

Ans: Yes, machines save our time.

IV. Draw any two machines.



Fan



Mixie

Lesson 3: Uses of computer

I. New words:

1. electronic
2. calculations
3. letters
4. information
5. task

II. Fill in the blanks:

1. A computer is an **electronic** machine.
2. We can **listen** to music on a computer.
3. A computer can **store** lot of information.

III. Match the following:

1. Play - games
2. Draw - pictures
3. Type - letters
4. Watch - cartoons

IV. Answer the following:

1. Write any two uses of computer.

Ans: i) It does calculations.

 ii) It carries out many tasks.

Lesson 4: The Monitor

I. New Words:

1. monitor
2. television
3. different
4. display
5. parts

II. Fill in the blanks:

1. A **monitor** looks like a television screen.
2. A **computer** has different parts.
3. When we type through the keyboard, it is displayed on the **monitor**.

III. Answer the following:

1. What can we see on the monitor?

Ans: We can see movies, cartoon and stories on the monitor.

Lesson 5: Using a mouse

I. New words:

1. click
2. buttons
3. pointer
4. double click
5. function

II. Fill in the blanks:

1. Mouse is kept on a desk.
2. A mouse has two or three buttons.
3. Double click means pressing the left mouse button twice quickly.

III. Answer the following:

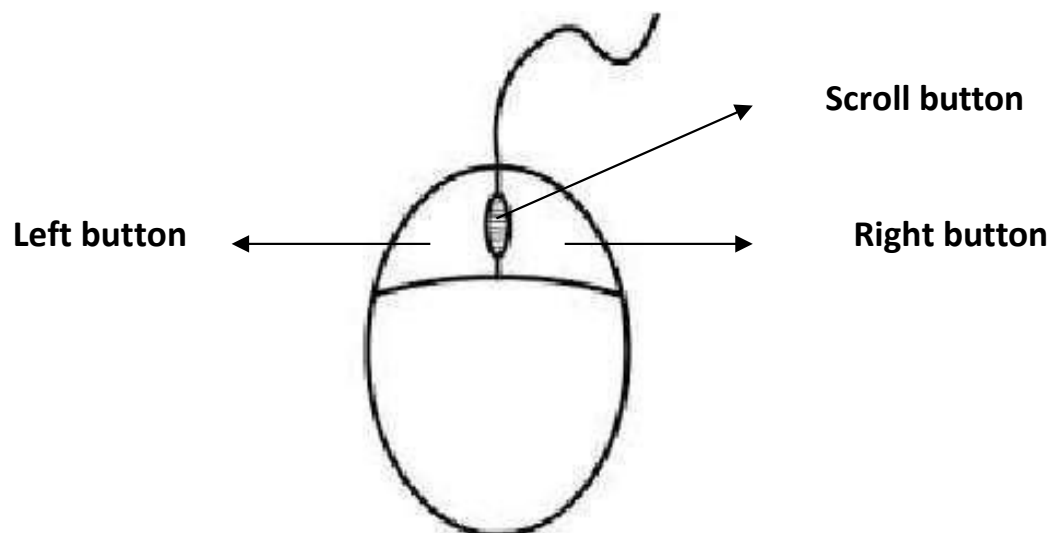
1. What is click?

Ans: Pressing the mouse button is called click.

2. Name the two types of mouse clicks.

Ans: i) Click ii) Double click

IV. Draw a mouse and name its parts.



Lesson 6: The keyboard

I. New words.

1. keys
2. alphabet
3. number
4. special
5. keyboard

II. Write True or False:

1. The keys on which numbers are written are called special keys. - **False**
2. A keyboard has many keys. - **True**
3. A keyboard is used to click on a computer. - **False**

III. Answer the following:

1. What are alphabet keys?

Ans: The keys on which letters are written are called alphabet keys.

2. What are number keys?



Ans: The keys on which numbers are written are called number keys.

Lesson 7: Keyboard..... Special Keys

I. New words:

1. space bar
2. caps lock
3. cursor
4. enter
5. capital

II. Match the following:

- | | | |
|----|---|---------------------|
| 1. |  | - move to next line |
| 2. |  | - capital letters |
| 3. | Cursor | - blinking line |
| 4. | Space bar | - blank space |

III. Answer the following:

1. Name the special keys on the keyboard.

Ans: Space bar, Enter Key, Caps lock.

2. Which is the longest key on the keyboard?

Ans: Space bar is the longest key on the keyboard.

3. What is a cursor?

Ans: A small blinking line on the monitor is called a cursor.

IV. Draw and name any two special keys:



Enter key



Caps lock

Lesson 8: Data and memory

I. New words:

1. data
2. memory
3. symbols
4. activity
5. remember

II. Fill in the blanks:

1. A computer has **memory**.
2. To work on a computer, we need to **enter** letters or numbers.
3. A computer cannot **work** on its own.

III. Answer the following:

1. What is data?

Ans: A data can be words, number or pictures.

2. How does computer remember things?

Ans: It has memory and stores lot of data.

Lesson 9: Storage in a computer

I. New words:

1. storage
2. pen drive
3. almirah
4. store
5. refrigerator

II. Match the following:

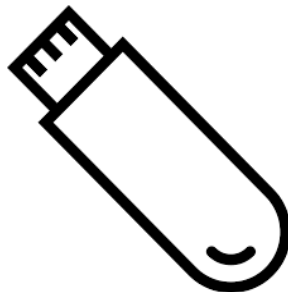
- | | | |
|-----------------|---|-----------------------|
| 1. Refrigerator | - | store fruits |
| 2. School bag | - | keep books |
| 3. Office bag | - | files |
| 4. Almirah | - | keep clothes and toys |

III. Answer the following:

1. Name any two storage devices.

i) Pen Drive ii) CD-ROM

IV. Draw and name the storage device:



Pen Drive

Lesson 10: Drawing in a Computer

I. New words:

1. program
2. tool bar
3. canvas area
4. color palette
5. selector

II. Write the name of the tool to be used:

- | | |
|----------------------------|---------------|
| 1. To start a new drawing | - new tool |
| 2. To draw anything | - paint tool |
| 3. To erase the drawing | - eraser tool |
| 4. To save the drawing | - save tool |
| 5. To open a saved drawing | - open tool |

III. Answer the following:

1. How to start a tux paint?

Ans: Click Start Button \Longrightarrow All Programs \Longrightarrow Select Tux Paint.

2. How to save your drawing in tux paint?

Ans: Click on the Save tool from the Tool bar to save the drawing.

IV. Draw the Tux Paint window:

