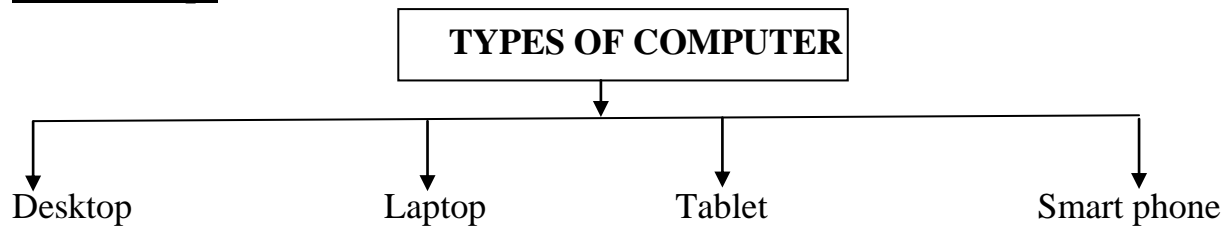


**STD-2**  
**CSC NOTES**  
**2025-26**

## Ln.1 What does a Computer do?

### I. Mind map:



### II. New words:

1. computer
2. tablet
3. desktop
4. laptop
5. pictures
6. smart phone

### III. Fill in the blanks:

1. A computer that can be kept on our lap is called a **laptop**.
2. A **tablet** is a small computer with a touch screen that can hold it in our hand.
3. The sending and receiving of the letters using a computer is called **e-mail**.
4. A computer can work very **fast** and make our work easy.
5. A computer is a very useful **machine**.

### IV. Q/A:

1. Name some types of computer.

Ans: 

- Desktop
- Laptop
- Tablet
- Smart phone

2. Mention any two uses of a computer.

Ans: 

- Drawing pictures
- Playing games

## **Ln.2 Human and Computer**

### **I. New words:**

1. human
2. instruction
3. machine
4. information
5. decision
6. electricity

### **II. Q/A**

1. How does the computer work?

Ans: The computer works on electricity.

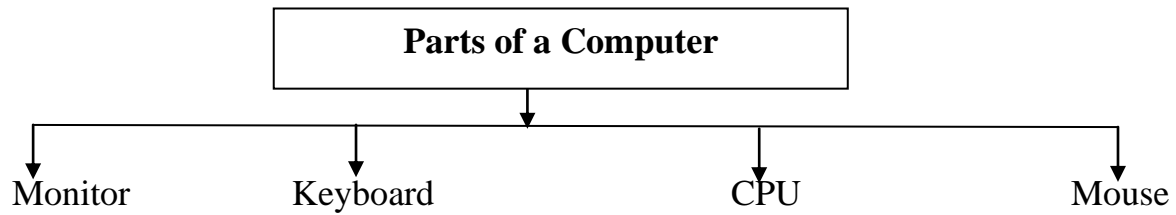
2. What is the difference between human and computer?

Ans: Human: They can think on their own.

Computer: It needs instructions to work.

### Ln.3 Parts of a Computer

#### **I. Mind map:**



#### **II. New words:**

1. monitor
2. keyboard
3. CPU
4. mouse
5. button
6. result
7. calculations
8. attach

#### **III. Q/A:**

1. Name the main parts of a computer.

Ans: Keyboard, Mouse, Monitor and CPU.





2. Which part of a computer looks like a TV?

Ans: Monitor looks like a TV

3. Which part of a computer is used to point and select an object?

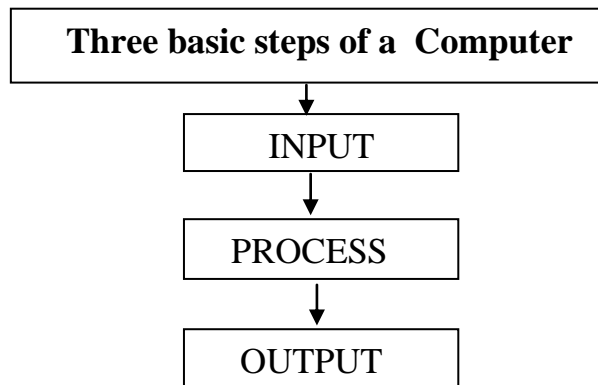
Ans: Mouse is used to point and select an object.

**IV. Draw and name the parts of a computer:**

	MONITOR
	KEYBOARD
	CPU
	MOUSE

## Ln.4 Working of a Computer

### **I. Mind map:**



### **II. New words:**

1. input
2. processing
3. output
4. problems
5. letters

### **III. Give any two examples:**

1. Input devices - Keyboard, Mouse, Webcam, Scanner.
2. Output devices - Monitor, Speaker, Printer.

### **IV. Q/A:**

1. What is input?

Ans: When we enter data and instructions in a computer, it is called input.

2. What is processing?

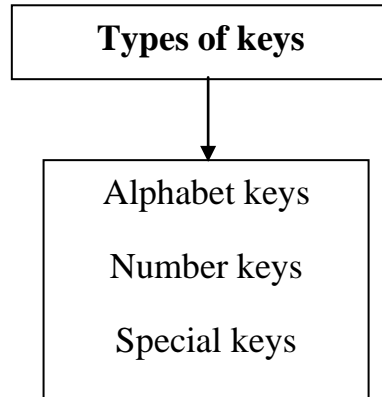
Ans: When a computer works on the data, it is called processing.

3. What is output?

Ans: When a computer finishes the processing, we get the result. The final result is called as output.

## Ln.5 Keyboard and its Functions

### **I. Mind map:**



### **II. New words:**

1. backspace
2. delete
3. caps lock
4. spacebar
5. arrow keys

### **III.Q/A**

1. How many alphabet keys are there on a keyboard?

Ans: There are 26 alphabet keys on a keyboard.

2. How many arrow keys are there on the keyboard?

Ans: There are four arrow keys on the keyboard.

3. Name any four special keys.




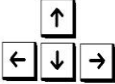


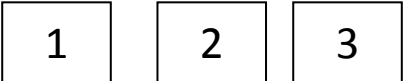

Ans: 1. Spacebar

2. Caps lock

3. Enter key

4. Arrow keys

**IV. Draw and name the keys:**

1.		Space bar
2.		Backspace
3.		Enter key
4.		Arrow keys
5.		Delete key
6.		Alphabet keys
7.		Number keys
8.		Caps lock key



## **Ln.6 Handling a Mouse**

### **I. New words:**

1. pointer
2. double click
3. releasing
4. scroll
5. movement

### **II. Q/A**

1. What is a mouse?

Ans: A mouse is a pointing device attached to the computer.

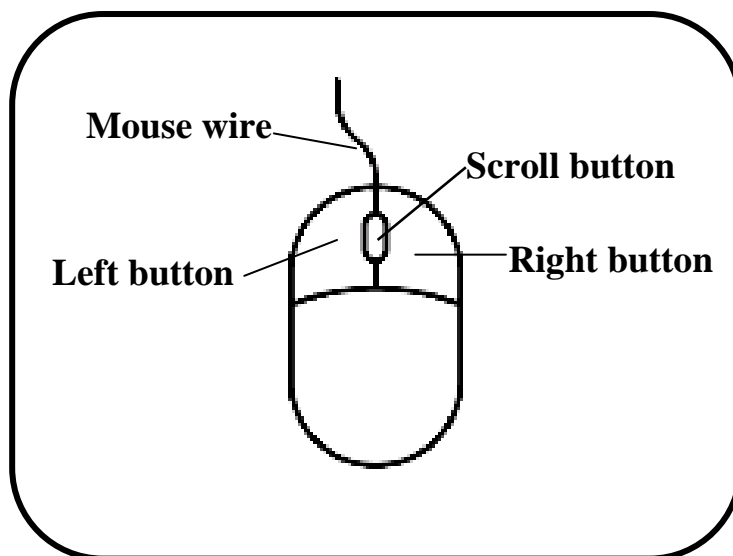
2. What do you mean by double click?

Ans: Double click means pressing and releasing the left mouse button twice quickly.

3. When is drag and drop used?

Ans: To move an item from one place to another, we use drag and drop method.

### **III. Draw and label the parts of a Mouse:**



## Ln.7 More on Tux Paint

### **I. New words:**

1. magic
2. pattern
3. canvas
4. stamp
5. ready-made
6. Tux Paint
7. brushes
8. tools

### **II. Q/A**

1. Name any two magic tool options.

Ans: 1. Fill tool  
2. Flower tool

2. What is the use of the sub-toolbox?

Ans: It is a unique feature of Tux Paint that offers many options of brush shapes, special effects etc.

3. What is the use of the stamp tool?

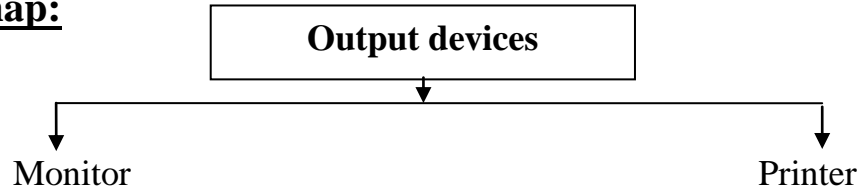
Ans: Stamp tool allows us to paste the ready –made pictures on our drawing canvas.

### **III. Identify and name the following tools:**

1		Fill tool
2		Lines tool
3		Stamp tool
4		Shapes tool
5		Magic tool

## Ln.8 Monitor and Printer

### **I. Mind map:**



### **II. New words:**

1. visual
2. printer
3. monitor
4. display
5. television

### **III. Q/A**

1. What is a monitor?

Ans: A Monitor is used to display the output. It looks like a television screen.

2. What is a printer?

Ans: A printer is an output device. It prints the output on a paper.

3. Name the two types of printers.

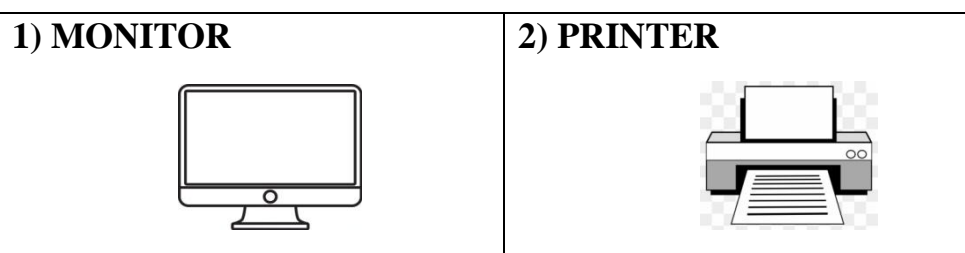
Ans: 1. Coloured printer

2. Black and white printer

4. What is the other name of a monitor?

Ans: The other name of a monitor is Visual Display Unit.

### **IV. Draw the following:**



## **Ln. 9 Operating a Computer**

### **I. New words:**

1. shut down
2. desktop
3. switch
4. supply
5. button
6. screen

### **II. Q/A**

1. What is desktop?

Ans: The first display screen that you see when a computer is switched on is known as the desktop.

2. Define shutdown.

Ans: Shutdown is the action of closing all the activities and turning the computer off.

## Ln.10 Knowing Windows

### **I. New words:**

1. title bar
2. wordpad
3. icon
4. program
5. background
6. window

### **II.Q/A**

1. What is windows?

Ans: It is a special program that helps us to open and view various programs like paint, music, games, etc.

2. What happens when you click on any item on the screen?

Ans: When we click on any item on the screen, it turns blue.

3. What is the function of double-click?

Ans: Double click is used to open an activity.





4. What does the blue colour of the title bar indicate?

Ans: The blue colour of the title bar indicates that the window is active now.

5. How will you open the 'Computer' window?

Ans: If you double click on computer icon on desktop, the computer window will open.

### **III. Identify and name the following buttons:**

1		Minimize button
2		Maximize button
3		Close button
4		Restore button

## Ln.11 Fun with Paint

### **I. New words:**

1. eraser
2. ribbon
3. toolbar
4. drawing
5. rectangle

### **II. Q/A**

1. Name the two parts of a Ribbon.

Ans: 1. Tabs

2. Groups

2. Name the area where you can draw and colour a picture.

Ans: The drawing area provides the space to draw and colour a picture.

3. Which toolbar contains the button to do common tasks?

Ans: Quick Access toolbar contains the command buttons to do common tasks like save, undo and redo.





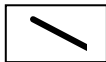
4. In which group do we find the Rounded rectangle tool?

Ans: We can find the Rounded rectangle tool in the shapes group on the Home tab.

5. What is the use of Fill with color tool?

Ans: The Fill with color tool is used to fill colours in the drawings.

### **III. Identify and name the following tools:**

1		Fill with color
2		Size button
3		Pencil tool
4		Oval tool
5		Line tool