

STD-1
COMPUTER
SCIENCE
NOTES
(2026-2027)

Lesson 1: Computer.....My Friend

I. New words:

1. computer
2. fan
3. machine
4. Juicer
5. school

II. Unscramble the parts of a computer:

- | | | |
|-------------|---|----------|
| 6. IPRTORA | - | Airport |
| 7. ANKB | - | Bank |
| 8. HSCOOOL | - | School |
| 9. POSHITAL | - | Hospital |

III. Match the following:

- | | | |
|----------|---|----------|
| 1. Play | - | games |
| 2. Draw | - | pictures |
| 3. Type | - | letters |
| 4. Watch | - | cartoons |

IV. Draw any two machines.



Fan



Television

Lesson 2: Intelligent Machines

I. New Words:

1. artificial
2. Intelligence
3. robot
4. smart
5. drone
6. work

II. Find, Who am I?

7. I play games and connect to a smartphone. - Smart TV
8. I bake your cake and alert you when its ready- Cooking Oven


III. Answer the following:

1. What is AI?

Ans: i) AI stands for Artificial Intelligence.

ii) AI works smartly.

IV. Draw a robot:



Lesson 3: Parts of a Computer

I. New words:

1. monitor
2. mouse
3. keyboard
4. CPU
5. button

II. Write True or False:

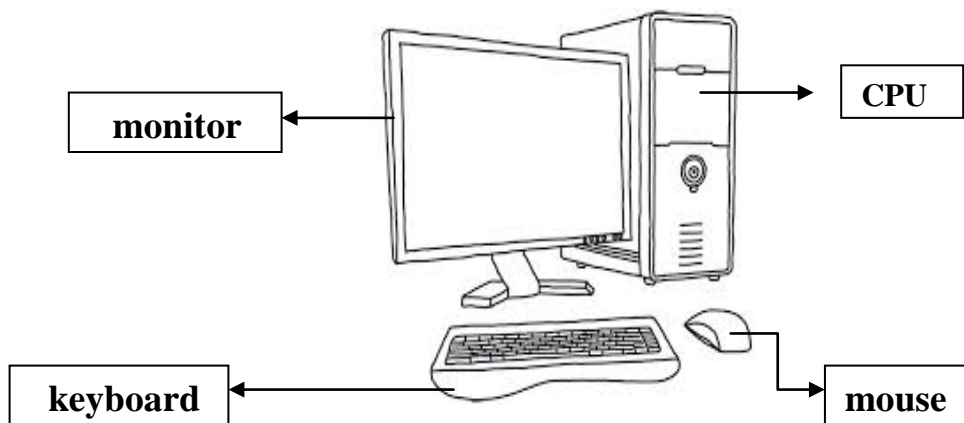
1. There are four main parts of a computer - True
2. You cannot see movies and cartoons on monitor - False
3. There are three types keys in the keyboard - True

III. Answer the following:

1. Name the parts of the computer.

Ans: Monitor, Keyboard, Mouse and CPU.

IV. Draw a computer and name its parts:



Lesson 4: Handling a mouse

I. New Words:

1. select
2. click
3. pointer
4. drag
5. double click

II. Fill in the blanks:

1. A mouse is **small** in size.
2. A mouse has a wire, which is fixed to the **CPU** cabinet.
3. **Double click** means pressing the left mouse button twice quickly.

III. Answer the following:

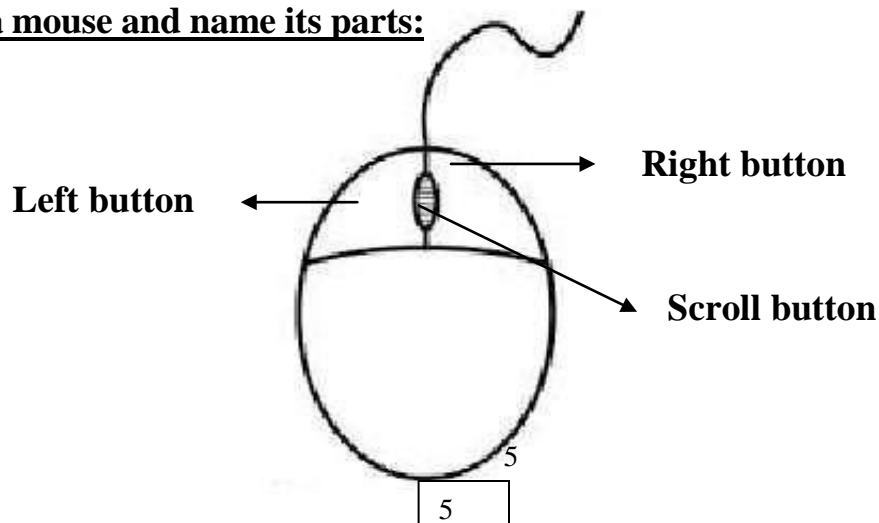
1. Name the two types of mouse clicks.

- Ans: i) Click
ii) Double click

2. What is the use of a mouse?

Ans: It is used to point at and select things on the monitor.

IV. Draw a mouse and name its parts:



Lesson 5:Using a keyboard

I. New words:

1. cursor
2. alphabet
3. enter
4. special
5. number

II. Write True or False:

1. The keys are marked with the numbers are called special keys. - **False**
2. A keyboard has many keys. - **True**
3. A keyboard is used to click on a computer. – **False**

III. Answer the following:


1. What are alphabet keys?

Ans: The keys are marked with the letters are called Alphabet keys.

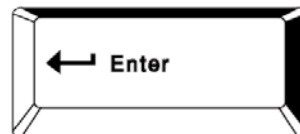
2. Which key is used to type in capital letters?

Ans : The caps lock key is used to type in capital letters.

IV. Draw any two special keys.



Spacebar key



Enter key

Lesson 6: Fun with Paint

I. New words.

- | | |
|-----------|------------|
| 1. close | 6. tools |
| 2. paint | 7. button |
| 3. fill | 8. drawing |
| 4. save | 9. colour |
| 5. shapes | 10. file |

II. Write True or False:

1. We choose colour box to select shapes. - **False**
2. The text tool is used to type words. - **True**
3. Mouse is use to draw in Paint. - **True**

III. Answer the following:

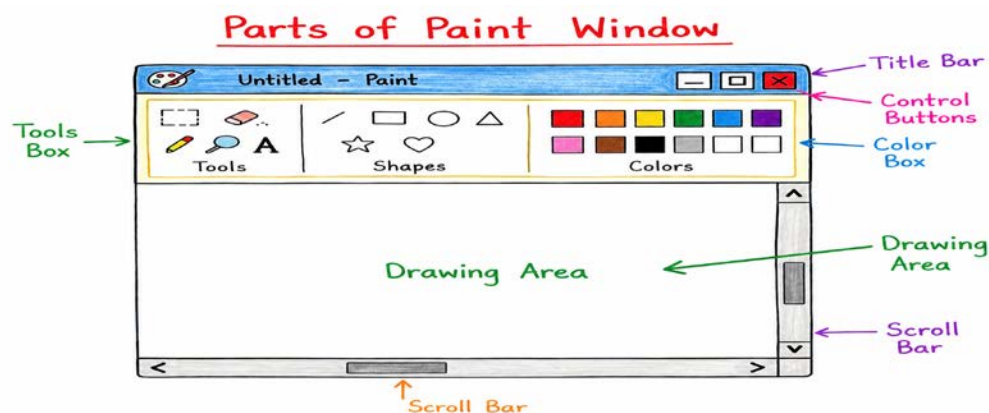
1. How to start Paint?

Ans: Click start button → windows accessories → select Paint.

2. Which tool is used to draw lines?

Ans: The Line tool is used to draw lines.

IV. Draw and label the parts of paint window.



Lesson7: Data and storage

I. New words:

- | | |
|--------------|-------------|
| 1. data | 6. words |
| 2. storage | 7. pictures |
| 3. pen drive | 8. sounds |
| 4. hard disk | 9. letters |
| 5. symbols | 10. type |

II. Match the following:

- | | | |
|-------------------|---|-----------------------|
| 1. storage device | - | pen drive |
| 2. cupboard | - | keep clothes and toys |
| 3. data | - | words, pictures |
| 4. school bag | - | keep books |

III. Answer the following:

1. What is data?

Ans: i) A computer need data to wort on it.


ii) It can be words, numbers etc.

2. Name any two storage devices.

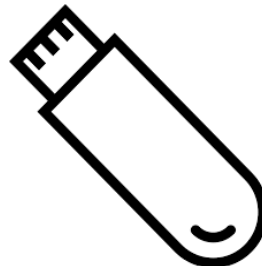
Ans: i) Pen Drive

ii) CD-ROM

IV. Draw and name the storage device:



CD



Pendrive

Lesson 8: Introduction to ScratchJr

I. New words:

- | | |
|-----------------|-----------------|
| 1. coding | 6. instructions |
| 2. red cross | 7. home button |
| 3. reset button | 8. stage |
| 4. plus | 9. green flag |
| 5. background | 10. task |

II. Fill in the blanks:

1. A **red cross** sign appears on the character to remove the default character.
2. **Green flag** is used to run or play a script.
3. To start a new project, the **Plus (+)** sign is used.

III. Answer the following:

1. **What is coding?**

Ans: Coding means giving step-by-step instructions to a computer to do a task.

2. **Name any two components of the ScratchJr window.**

Ans: i) Stage

ii) Green flag

IV. Identify the picture and name the following:

